



FAX : 28134075
PHONE : 28134076
E-mail : investors@indianbank.co.in

Corporate Office
Investor Services Cell
254-260, Avvai Shanmugam Salai
Royapettah
Chennai 600 014

Ref : ISC / 519 / 2019-20

24.01.2020

The Vice President National Stock Exchange of India Limited "Exchange Plaza", Bandra Kurla Complex, Bandra East Mumbai - 400 051. NSE Symbol : INDIANB	The Manager B S E Limited Phiroze Jeejibhai Towers Dalal Street Mumbai - 400 001. Scrip Code: 532814
---------------------------------------------------------------------------------------------------------------------------------------------------------------------------------------------------	-------------------------------------------------------------------------------------------------------------------------------------------------

Dear Sir,

Sub : Reviewed Financial Results of the Bank (Standalone & Consolidated) for the quarter / nine months ended December 31, 2019.

Anent the above, we enclose the Unaudited (Reviewed) Financial Results (Standalone & Consolidated) of the Bank for the quarter / nine months ended December 31, 2019 and Notes forming part of the Financial Results, approved by the Board of Directors of the Bank at its meeting held on January 24, 2020.

We also enclose the Limited Review Reports of the Statutory Central Auditors of the Bank for the quarter / nine months ended December 31, 2019.

We request you to take on record the same.

Yours faithfully,

(Bimal Shah)
Company Secretary & Compliance Officer

Encl : a/a.

Reviewed Financial Results for the Quarter/ Nine months ended 31st December 2019

		Quarter ended			Nine Months Ended		Year ended
		31.12.2019	30.09.2019	31.12.2018	31.12.2019	31.12.2018	31.03.2019
		STANDALONE					
		(Un-Audited)	(Un-Audited)	(Un-Audited)	(Un-Audited)	(Un-Audited)	(Audited)
1	Interest earned (a)+(b)+(c)+(d)	546699.47	530767.35	482392.11	1591224.32	1421693.25	1918481.28
	(a) Interest/discount on advances/bills	405043.08	399410.10	355317.07	1189627.11	1032474.20	1398387.20
	(b) Income on investments	136633.96	126667.96	122169.77	387627.30	378878.79	504342.20
	(c) Interest on balances with Reserve Bank of India and other inter bank funds	4648.88	4270.60	4468.70	12747.64	8970.47	13952.40
	(d) Others	373.55	418.69	436.57	1222.27	1369.79	1799.48
2	Other Income	103862.84	73764.91	44518.22	247082.21	131330.44	188288.96
A	Total Income (1 + 2)	650562.31	604532.26	526910.33	1838306.53	1553023.69	2106770.24
3	Interest Expended	351180.88	344463.44	310721.06	1030858.54	896229.87	1216671.97
4	Operating Expenses (e) + (f)	107501.02	109891.53	101528.05	327969.49	293272.32	402036.66
	(e) Employees cost	59300.30	58577.29	56458.21	184884.12	165093.90	222287.25
	(f) Other Operating expenses (All items exceeding 10 % of the total expenditure excluding interest expenditure may be shown separately)	48200.72	51314.24	45069.84	143085.37	128178.42	179749.41
B	Total Expenditure (3 + 4) (excluding provisions and contingencies)	458681.90	454354.97	412249.11	1358828.03	1189502.19	1618708.63
C	Operating Profit (A-B) (Profit before Provisions and Contingencies)	191880.41	150177.29	114661.22	479478.50	363521.50	488061.61
D	Provisions (other than tax) and Contingencies of which provisions for Non-Performing Assets	152926.91	90936.96	92367.56	323345.52	295757.33	459640.20
E	Exceptional items	0.00	0.00	0.00	0.00	0.00	0.00
F	Profit from ordinary activities before tax (C-D-E)	38953.50	59240.33	22293.66	156132.98	67764.17	28421.41
G	Provision for Taxes	14237.25	23384.21	7067.01	59023.62	16591.71	-3773.80
H	Net Profit from Ordinary Activities after tax(F-G)	24716.25	35856.12	15226.65	97109.36	51172.46	32195.21
I	Extraordinary items (net of tax expense)	0.00	0.00	0.00	0.00	0.00	0.00
J	a) Net Profit for the period (H-I)	24716.25	35856.12	15226.65	97109.36	51172.46	32195.21
	Share of earning in Associates(RRBs)						
	Minority Interest						
	b) Net Profit for the period (after Minority Interest)	24716.25	35856.12	15226.65	97109.36	51172.46	32195.21
5	Paid-up equity share capital (Face Value of each share - ₹10/-)	60880.06	49153.46	48029.17	60880.06	48029.17	48029.17
6	Reserves excluding Revaluation Reserves (as per balance sheet of previous accounting year)	1581336.09	1581336.09	1534668.58	1581336.09	1534668.58	1581336.09
7	Analytical Ratios						
	(i) Percentage of shares held by Government of India	83.46	79.62	81.73	83.46	81.73	81.49
	(ii) Capital Adequacy Ratio (Basel III)	15.00%	14.52%	12.67%	15.00%	12.67%	13.21%
	a) Common Equity Tier (CET) 1 Ratio	12.80%	12.38%	10.92%	12.80%	10.92%	10.96%
	b) Additional Tier 1 Ratio	0.32%	0.31%	0.32%	0.32%	0.32%	0.33%
	(iii) Earnings Per Share						
	(a) Basic and diluted EPS before Extraordinary items (net of tax expenses) for the period, for the year to date and for the previous year (not to be annualized)	**4.77	**7.29	**3.17	**19.48	**10.66	6.70
	(b) Basic and diluted EPS after Extraordinary items for the period, for the year to date and for the previous year (not to be annualized)	**4.77	**7.29	**3.17	**19.48	**10.66	6.70
	(iv) (a) Amount of gross non-performing assets	1386232.21	1398073.84	1319840.28	1386232.21	1319840.28	1335345.19
	(b) Amount of net non-performing assets	648758.72	661347.32	757107.29	648758.72	757107.29	679311.44
	(c) % of Gross NPAs	7.20	7.20	7.46	7.20	7.46	7.11
	(d) % of Net NPAs	3.50	3.54	4.42	3.50	4.42	3.75
	(v) Return on Assets (annualised %)	0.33	0.50	0.23	0.45	0.26	0.12

** Not annualised



Place : Chennai
Date : 24.01.2020

Shenoy Vishwanath V
Executive Director

M K Bhattacharya
Executive Director

Padmaja Chunduru
Managing Director & CEO



Particulars	Quarter Ended			Nine months Ended		Year Ended
	31.12.2019	30.09.2019	31.12.2018	31.12.2019	31.12.2018	31.03.2019
Part A. Business Segments	(Un-Audited)	(Un-Audited)	(Un-Audited)	(Un-Audited)	(Un-Audited)	(Audited)
I. Segment Revenue	STANDALONE					
(a) Treasury Operations	1 66 509.96	1 57 290.08	1 34 048.20	4 74 129.41	4 03 379.49	5 43 937.15
(b) Corporate / Wholesale Banking	1 99 839.46	2 04 036.51	1 85 866.49	6 02 136.23	5 53 150.79	7 33 463.30
(c) Retail Banking	2 45 527.30	2 41 229.18	2 02 265.73	7 16 386.03	5 81 433.93	8 08 758.50
(d) Other Banking operations	9 120.23	1 976.49	4 729.91	16 089.50	14 675.59	20 227.40
Total	6 20 996.95	6 04 532.26	5 26 910.33	18 08 741.17	15 52 639.80	21 06 386.35
Less : Inter segment Revenue						
Income from operations	6 20 996.95	6 04 532.26	5 26 910.33	18 08 741.17	15 52 639.80	21 06 386.35
II. Segment Results- Profit before tax						
(a) Treasury Operations	57 194.87	48 648.46	36 383.28	1 56 604.72	1 04 886.87	1 55 229.19
(b) Corporate / Wholesale Banking	44 295.31	45 919.53	37 155.75	1 29 669.97	1 23 448.62	1 55 219.92
(c) Retail Banking	53 085.01	55 256.29	37 792.68	1 51 944.56	1 24 435.03	1 62 737.62
(d) Other Banking Operations	7 739.86	553.00	3 329.51	11 893.89	10 367.09	14 490.99
Total	1 62 315.05	1 50 377.28	1 14 661.22	4 50 113.14	3 63 137.61	4 87 677.72
Add : (i) Other Un-allocable Income	29 565.36	0.00	0.00	29 565.36	383.89	383.89
(ii) Exceptional item						
Less : (i) Minority Interest						
(ii) Other Un-allocated Expenditure	1 52 926.91	91 136.95	92 367.56	3 23 545.51	2 95 757.33	4 59 640.20
III. Total Profit Before Tax	38 953.50	59 240.33	22 293.66	1 56 132.98	67 764.17	28 421.41
Less : Provisions for taxation	14 237.25	23 384.21	7 067.01	59 023.62	16 591.71	- 3 773.80
IV. Profit after tax	24 716.25	35 856.12	15 226.65	97 109.36	51 172.46	32 195.21
V. Other Information						
Segment Assets						
(a) Treasury Operations	90 88 644.56	88 50 152.10	73 39 102.97	90 88 644.56	73 39 102.97	76 75 290.97
(b) Corporate Banking	96 66 083.29	98 69 424.74	92 62 976.75	96 66 083.29	92 62 976.75	95 30 206.92
(c) Retail Banking	1 15 37 344.32	113 43 829.30	99 46 088.32	1 15 37 344.32	99 46 088.32	109 94 491.09
(d) Other Banking Operations	0.00	0.00	0.00	0.00	0.00	0.00
(e) Unallocated Corporate Assets	- 2 81 048.83	- 2 97 191.28	- 1 62 886.42	- 2 81 048.83	- 1 62 886.42	- 1 93 461.61
Total	3 00 11 023.34	2 97 66 214.86	2 63 85 281.62	3 00 11 023.34	2 63 85 281.62	2 80 06 527.37
Segment Liabilities						
(a) Treasury Operations	79 18 599.11	76 01 611.46	67 11 110.90	79 18 599.11	67 11 110.90	68 16 537.04
(b) Corporate Banking	88 76 487.67	91 26 164.64	84 44 663.25	88 76 487.67	84 44 663.25	88 08 496.05
(c) Retail Banking	1 06 33 095.69	105 04 800.73	90 83 307.28	1 06 33 095.69	90 83 307.28	101 79 648.55
(d) Other Banking Operations	0.00	0.00	0.00	0.00	0.00	0.00
(e) Unallocated Corporate Liabilities	2 60 421.59	2 39 201.38	2 42 937.48	2 60 421.59	2 42 937.48	2 62 976.56
(f) Capital, Reserves and Surplus	23 22 419.28	22 94 436.65	19 03 262.71	23 22 419.28	19 03 262.71	19 38 869.17
Total	3 00 11 023.34	2 97 66 214.86	2 63 85 281.62	3 00 11 023.34	2 63 85 281.62	2 80 06 527.37
VI. Capital Employed						
(Segment Assets - Segment Liabilities)						
(a) Treasury Operations	11 70 045.45	12 48 540.64	6 27 992.07	11 70 045.45	6 27 992.07	8 58 753.93
(b) Corporate / Wholesale Banking	7 89 595.62	7 43 260.10	8 18 313.50	7 89 595.62	8 18 313.50	7 21 710.87
(c) Retail Banking	9 04 248.63	8 39 028.57	8 62 781.04	9 04 248.63	8 62 781.04	8 14 842.54
(d) Other Banking Operations	0.00	0.00	0.00	0.00	0.00	0.00
(e) Unallocated	- 5 41 470.42	- 5 36 392.66	- 4 05 823.90	- 5 41 470.42	- 4 05 823.90	- 4 56 438.17
Total	23 22 419.28	22 94 436.65	19 03 262.71	23 22 419.28	19 03 262.71	19 38 869.17
Part B - Geographic Segments						
I. Revenue						
a) Domestic Operations	6 40 040.98	5 92 915.73	5 13 661.05	18 04 505.26	15 21 581.16	20 64 051.05
b) Foreign Operations	10 521.33	11 616.53	13 249.28	33 801.27	31 442.53	42 719.19
Total	6 50 562.31	6 04 532.26	5 26 910.33	18 38 306.53	15 53 023.69	21 06 770.24
II. Assets						
a) Domestic Operations	2 88 32 200.49	288 69 082.84	253 78 948.50	2 88 32 200.49	253 78 948.50	269 46 445.08
b) Foreign Operations	11 78 822.85	8 97 132.02	10 06 333.12	11 78 822.85	10 06 333.12	10 60 082.29
Total	3 00 11 023.34	2 97 66 214.86	2 63 85 281.62	3 00 11 023.34	2 63 85 281.62	2 80 06 527.37

Notes : 1. Segment Revenue and expenses have been apportioned on the basis of Segment assets, wherever direct allocation is not possible.

2. Figures of the previous period have been regrouped wherever considered necessary to conform to current period classification.

Place : Chennai
Date : 24.01.2020

Shenoy Vishwanath V
Executive Director

M K Bhattacharya
Executive Director

Padmaja Chunduru
Managing Director & CEO



Notes forming part of Standalone & Consolidated Unaudited Financial Results (Reviewed) of the Bank for the Quarter / Nine months ended December, 31, 2019

1. The above financial results have been reviewed by the Audit Committee of the Board and approved by the Board of Directors in their respective meetings held on 24.01.2020. The results have been subjected to limited review by the Statutory Central Auditors of the Bank in line with the guidelines issued by the Reserve Bank of India and as per the requirements of SEBI (Listing Obligations and Disclosure Requirements) Regulations, 2015.
2. The above financial results for the quarter / Nine months ended December 31, 2019 have been prepared following the same accounting policies and practices as those followed in the Annual Financial Statements for the year ended March 31, 2019.
3. The financial results for the quarter / Nine months ended December 31, 2019 have been arrived at after considering provision for loan losses, restructured assets, standard assets, stressed sector accounts, employees' wage revision, income tax, depreciation on investments and fixed assets, provision for employees' benefits and other necessary provisions on the basis of prudential norms and directions issued by RBI. Provision for employee benefits pertaining to Pension, Gratuity and Leave Encashment has been made on the basis of actuarial valuation.
4. In accordance with RBI Circular DBR.No.BP.BC.1/21.06.201/2015-16 dated July 01,2015 banks are required to make Pillar 3 disclosures under Basel III capital requirements. The disclosures are available on the Bank's website www.indianbank.in. These Pillar 3 disclosures have not been subjected to limited review by the Statutory Central Auditors of the Bank.
5. Based on the available financial statements and the declaration from borrowers, the Bank has estimated the liability towards Unhedged Foreign Currency Exposure to their constituents in terms of RBI circular DBOD.NO.BP.BC.85/21.06.200/2013-14 dated January 15, 2014 and holds a provision of Rs. 9.16 Crores as on December 31, 2019
6. In accordance with the RBI Cir. No. DBR.No.BP. BC. 18/21.04.048/2018-19 dated 01.01.2019, on "Relief for MSME borrowers registered under GST", the details of MSME restructured accounts from 01.01.2019 to 31.12.2019 are as under;

No. of Accounts Restructured	Outstanding on 31.12.2019(Amt in crore)
47073	1794.58

7. Pending settlement of the Bipartite Agreement on wage revision (due from November, 2017), an adhoc amount of Rs.39 crores has been provided during the current quarter towards wage revision and cumulative provision held as on December 31, 2019 for wage revision is Rs.338 crores.
8. Bank has reported one loan account in the Power and Steel sector in consortium lending of 33 lenders, under Borrowal Fraud category to RBI during Quarter II of current FY and the amount of outstanding was Rs 832.44 crores as on 31.12.2019. The account was already under NPA category since FY 2016 and provision amounting to Rs 482.15 crores is held in the account as at 31.12.2019. The remaining provision in the fraud account will be made as per RBI guidelines.
9. Non Performing Loan Provision Coverage is 70.84% as on December 31, 2019.



10. The consolidated financial results are prepared in accordance with Accounting Standard 21 on "Accounting for consolidated Financial Statement" and Accounting Standard 23 on Accounting for "Investment in Associates" issued by Institute of Chartered Accountants of India.
11. The consolidated financial statement of the group companies comprises the result of Indian Bank and its subsidiaries namely: Ind Bank Merchant Banking Services Ltd (64.84%) and Ind Bank Housing Ltd. (51%) and Associates namely Tamilnadu Grama Bank (35%), Saptagiri Grameena Bank (35%), Pudukkottai Bharathiar Grama Bank (35%). The consolidated financial results are prepared in accordance with section 133 of the Companies Act, 2013 and regulation 33 of Securities Exchange Board of India (SEBI) (Listing Obligation and Disclosure Requirements, 2015).
12. During Quarter II of the current Financial Year, Bank received Rs.2534 crores from Government of India towards preferential allotment of Equity shares. On 11.12.2019, Bank has allotted 11,72,65,954 equity shares of face value of Rs.10/- each at an issue price of Rs.216.09 (including premium of Rs.206.09) per share to Govt of India, Promoter of the Bank, on preferential basis, in accordance with the applicable provisions.
13. On September 20, 2019, vide the Taxation Laws (Amendment) Ordinance, 2019, the Government of India inserted Section 115BAA in the Income Tax Act 1961, which provides domestic companies a non-reversible option to pay corporate tax at reduced rates effective April 01, 2019 subject to certain conditions. The Bank has exercised the said option permitted under Section 115BAA of the Income Tax Act, 1961. Accordingly, the Bank has recognised provision for income tax for the quarter and nine months ended 31st December, 2019 and re-measured the balance of net deferred tax assets on the basis of the rate prescribed in the aforesaid section and recognised the effect of change in the profit and loss account. The re-measurement has resulted in a write down of the net deferred tax assets pertaining to earlier years by Rs.142.60 crores which has been fully charged to the profit and Loss account.
14. The Bank has received "In-principle" approval from Alternative Mechanism of Govt of India vide DFS letter dated 13.11.2019 to proposed amalgamation of Allahabad Bank into Indian Bank with Indian Bank as Transferee Bank and Allahabad Bank as Transferor Bank.
15. The Bank has provided Rs.1004 crores for divergence in provisioning and also re-classified Three Standard accounts amounting to Rs.184 crore as Fresh NPA, as pointed out by RBI as part of RBS exercise for the year ended 31.03.2019.
16. The figures for nine months ended December 31, 2019 have been arrived by adding the reviewed figures in respect of the half year ended September 30, 2019 and the reviewed figures of quarter ended December 31, 2019.
17. Figures for the corresponding previous periods have been regrouped / reclassified wherever considered necessary.
18. The number of investors' complaints received and disposed off during the period from October 01, 2019 to December 31, 2019:

Beginning : Nil	Received : 6	Resolved : 6	Closing : Nil
-----------------	--------------	--------------	---------------



Shenoy Vishwanath V
Executive Director

M K Bhattacharya
Executive Director

Padmaja Chunduru
Managing Director & CEO

Place: Chennai
Date : 24.01.2020



Independent Auditors' Review Report on unaudited Standalone Financial Results of Indian Bank for the Quarter and Nine months ended December 31, 2019 Pursuant to the Regulation 33 of the SEBI (Listing Obligations and Disclosure Requirements) Regulations, 2015

The Board of Directors
Indian Bank
Chennai

We have reviewed the accompanying statement of unaudited financial results of Indian Bank for the quarter ended 31st December 2019 and for the period from 1st April, 2019 to 31st December, 2019. This statement is the responsibility of the Bank's Management and has been approved by the Board of Directors. Our responsibility is to issue a report on these financial statements based on our Review.


We conducted our review of the Statement in accordance with the Standard on Review Engagements (SRE) 2410 "Review of Interim Financial Information Performed by the Independent Auditor of the Entity", issued by the Institute of Chartered Accountants of India. This Standard requires that we plan and perform the review to obtain moderate assurance as to whether the financial statements are free of material misstatement. A Review is limited primarily to inquiries of Bank personnel and analytical procedures applied to financial data and thus provides less assurance than an audit. We have not performed an audit and accordingly, we do not express an audit opinion.

The financial results incorporate the relevant returns of 20 branches and treasury branch reviewed by us and returns in respect of 2869 branches including 4 foreign branches not reviewed by us. In conduct of our Review, we have relied on the Review Reports in respect of non-performing assets submitted by the concurrent auditors of 262 branches and inspection team of the Bank for 304 branches to the Bank Management. This Review Report covers 73.17 percent of the advances portfolio of the Bank (excluding food credit of the Bank). Apart from these Review Reports, in the conduct of our Review, we have also relied upon various Returns received from the branches of the Bank.

Based on our review conducted as above, nothing has come to our attention that causes us to believe that the accompanying statement of unaudited financial results prepared in accordance with applicable accounting standards and other recognized accounting practices and policies has not disclosed the information required to be disclosed in terms of Regulation 33 of the SEBI (Listing Obligations and Disclosure Requirements) Regulations, 2015 including the manner in which it is to be disclosed, or that it contains any material misstatement or that it has not been prepared in accordance with the relevant prudential norms issued by the Reserve Bank of India in respect of income recognition, asset classification, provisioning and other related matters.

For P S SUBRAMANIA IYER & CO
Chartered Accountants

FR No. 004104S


J. RAGHURAM
Partner


(M. No. 021929)

(UDIN:20021929AAAAAA9980)



For M THOMAS & CO
Chartered Accountants

FR No. 004408S


I. JEROME
Partner

(M. No 024428)

(UDIN:20024428AAAAAB8493)



For K C MEHTA AND CO
Chartered Accountants

FR No. 106237W

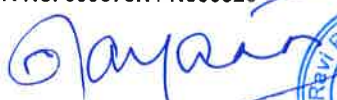

CHIRAG BAKSHI
Partner

(M. No. 047164)

(UDIN:20047164AAAAAD5191)



For RAVI RAJAN & CO LLP
Chartered Accountants
FR No. 009073N / N500320

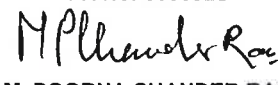

JAYANTH. A
Partner

(M No. 231549)

(UDIN:200231549AAAAAD7455)



For SRIRAMAMURTHY & CO
Chartered Accountants
FR No: 003032S


M. POORNA CHANDER RAO
Partner

(M No.027113)

(UDIN: 20027113AAAAAE5783)



Place: Chennai
Date: 24.01.2020

Reviewed Financial Results for the Quarter/ Nine months ended 31st December 2019

		Quarter ended			Nine Months Ended		Year ended
		31.12.2019	30.09.2019	31.12.2018	31.12.2019	31.12.2018	31.03.2019
		CONSOLIDATED					
		(Un-Audited)	(Un-Audited)	(Un-Audited)	(Un-Audited)	(Un-Audited)	(Audited)
1	Interest earned (a)+(b)+(c)+(d)	546702.48	530764.69	482392.13	1591225.46	1421618.84	1918206.25
	(a) Interest/discount on advances/bills	405046.09	399414.11	355317.09	1189635.13	1032399.37	1398241.35
	(b) Income on investments	136633.96	126661.29	122169.77	387620.42	378879.21	504213.01
	(c) Interest on balances with Reserve Bank of India and other inter bank funds	4648.88	4270.60	4468.70	12747.64	8970.47	13952.40
	(d) Others	373.55	418.69	436.57	1222.27	1369.79	1799.49
2	Other Income	103743.65	73949.01	44582.37	247418.59	131855.25	189143.43
A	Total Income (1 + 2)	650446.13	604713.70	526974.50	1838644.05	1553474.09	2107349.68
3	Interest Expended	351174.06	344425.27	310691.74	1030778.19	896202.37	1216675.05
4	Operating Expenses (e) + (f)	107683.69	110089.44	101699.04	328542.41	293805.49	402834.01
	(e) Employees cost	59421.12	58703.29	56567.84	185243.54	165406.97	222753.72
	(f) Other Operating expenses (All items exceeding 10 % of the total expenditure excluding interest expenditure may be shown separately)	48262.57	51386.15	45131.20	143298.87	128398.52	180080.29
B	Total Expenditure (3 + 4) (excluding provisions and contingencies)	458857.75	454514.71	412390.78	1359320.60	1190007.86	1619509.06
C	Operating Profit (A-B) (Profit before Provisions and Contingencies)	191588.38	150198.99	114583.72	479323.45	363466.23	487840.62
D	Provisions (other than tax) and Contingencies	152552.71	90940.47	92247.33	322978.59	295690.85	459525.63
	of which provisions for Non-Performing Assets	170226.27	72099.48	97383.33	290551.08	218316.57	361475.27
E	Exceptional items	0.00	0.00	0.00	0.00	0.00	0.00
F	Profit from ordinary activities before tax (C-D-E)	39035.67	59258.52	22336.39	156344.86	67775.38	28314.99
G	Provision for Taxes	14238.84	23379.88	7069.79	59045.00	16591.66	-3777.82
H	Net Profit from Ordinary Activities after tax(F-G)	24796.83	35878.64	15266.60	97299.86	51183.72	32092.81
I	Extraordinary items (net of tax expense)	0.00	0.00	0.00	0.00	0.00	0.00
J	a) Net Profit for the period (H-I)	24796.83	35878.64	15266.60	97299.86	51183.72	32092.81
	Share of earning in Associates(RRBs)	4335.50	8401.56	1944.92	15622.50	5865.97	5979.06
	Minority Interest	28.97	7.85	15.23	68.87	51.90	59.12
	b) Net Profit for the period (after Minority Interest)	29103.36	44272.35	17196.29	112853.49	56997.79	38012.75
5	Paid-up equity share capital (Face Value of each share - ₹10/-)	60880.06	49153.46	48029.17	60880.06	48029.17	48029.17
6	Reserves excluding Revaluation Reserves (as per balance sheet of previous accounting year)	1614013.09	1614013.09	1561370.58	1614013.09	1561370.58	1614013.09
7	Analytical Ratios						
	(i) Percentage of shares held by Government of India	83.46	79.62	81.73	83.46	81.73	81.49
	(ii) Capital Adequacy Ratio (Basel III)	15.52%	14.93%	13.15%	15.52%	13.15%	13.46%
	a) Common Equity Tier (CET) 1 Ratio	13.32%	12.80%	11.40%	13.32%	11.40%	11.22%
	b) Additional Tier 1 Ratio	0.32%	0.31%	0.32%	0.32%	0.32%	0.32%
	(iii) Earnings Per Share						
	(a) Basic and diluted EPS before Extraordinary items (net of tax expenses) for the period, for the year to date and for the previous year (not to be annualized)	**5.62	**9.01	**3.58	**22.64	**11.87	7.91
	(b) Basic and diluted EPS after Extraordinary items for the period, for the year to date and for the previous year (not to be annualized)	**5.62	**9.01	**3.58	**22.64	**11.87	7.91
	(iv) (a) Amount of gross non-performing assets	1389220.03	1401069.88	1322874.05	1389220.03	1322874.05	1338329.99
	(b) Amount of net non-performing assets	648758.72	661347.32	757107.29	648758.72	757107.29	679311.44
	(c) % of Gross NPAs	7.21	7.21	7.48	7.21	7.48	7.12
	(d) % of Net NPAs	3.50	3.54	4.42	3.50	4.42	3.75
	(v) Return on Assets (annualised %)	0.39	0.61	0.26	0.52	0.30	0.14

** Not annualised

Place : Chennai
Date : 24.01.2020

Shenoy Vishwanath V
Executive Director

M K Bhattacharya
Executive Director

Padmaja Chunduru
Managing Director & CEO



Particulars	Quarter Ended			Nine months Ended		Year Ended
	31.12.2019 (Un-Audited)	30.09.2019 (Un-Audited)	31.12.2018 (Un-Audited)	31.12.2019 (Un-Audited)	31.12.2018 (Un-Audited)	31.03.2019 (Audited)
Part A. Business Segments						
I. Segment Revenue	CONSOLIDATED					
(a) Treasury Operations	1 66 509.96	1 57 290.08	1 34 048.20	4 74 129.41	4 03 379.49	5 43 937.15
(b) Corporate / Wholesale Banking	1 99 839.46	2 04 036.51	1 85 866.49	6 02 136.23	5 53 150.79	7 33 463.30
(c) Retail Banking	2 45 527.30	2 41 229.18	2 02 265.73	7 16 386.03	5 81 433.93	8 08 758.50
(d) Other Banking operations	9 120.23	1 976.49	4 729.91	16 089.50	14 675.59	20 227.40
Total	6 20 996.95	6 04 532.26	5 26 910.33	18 08 741.17	15 52 639.80	21 06 386.35
Less : Inter segment Revenue						
Income from operations	6 20 996.95	6 04 532.26	5 26 910.33	18 08 741.17	15 52 639.80	21 06 386.35
II. Segment Results- Profit before tax						
(a) Treasury Operations	57 194.87	48 648.46	36 383.28	1 56 604.72	1 04 886.87	1 55 229.19
(b) Corporate / Wholesale Banking	44 295.31	45 919.53	37 155.75	1 29 669.97	1 23 448.62	1 55 219.92
(c) Retail Banking	53 085.01	55 256.29	37 792.68	1 51 944.56	1 24 435.03	1 62 737.62
(d) Other Banking Operations	7 739.86	553.00	3 329.51	11 893.89	10 367.09	14 490.99
Add : (i) Other Un-allocable Income	33 784.68	8 583.00	5 888.18	45 525.38	10 579.35	6 942.40
(ii) Exceptional item						
Less : (i) Minority Interest	28.97	7.85	15.23	68.87	51.90	59.12
(ii) Other Un-allocated Expenditure	1 52 728.56	91 300.20	96 268.09	3 23 671.16	300075.61	4 60 326.07
III.Total Profit Before Tax	43 342.20	67 652.23	24 266.08	1 71 898.49	73 589.45	34 234.93
Less : Provisions for taxation	14 238.84	23 379.88	7 069.79	59 045.00	16 591.66	- 3 777.82
IV.Profit after tax	29 103.36	44 272.35	17 196.29	1 12 853.49	56 997.79	38 012.75
V.Other Information						
Segment Assets						
(a) Treasury Operations	90 88 644.56	88 50 152.10	73 39 102.97	90 88 644.56	73 39 102.97	76 75 290.97
(b) Corporate Banking	96 66 083.29	98 69 424.74	92 62 976.75	96 66 083.29	92 62 976.75	95 30 206.92
(c) Retail Banking	1 15 37 344.32	113 43 829.30	99 46 088.32	1 15 37 344.32	99 46 088.32	1 09 94 491.09
(d) Other Banking Operations	0.00	0.00	0.00	0.00	0.00	0.00
(e) Unallocated Corporate Assets	- 2 11 416.73	- 2 31 706.48	- 1 30 801.32	- 2 11 416.73	- 1 30 801.32	- 1 61 160.50
Total	3 00 80 655.44	2 98 31 699.66	2 64 17 366.72	3 00 80 655.44	2 64 17 366.72	2 80 38 828.48
Segment Liabilities						
(a) Treasury Operations	79 18 599.11	76 01 611.46	67 11 110.90	79 18 599.11	67 11 110.90	68 16 537.04
(b) Corporate Banking	88 76 487.67	91 26 164.64	84 44 663.25	88 76 487.67	84 44 663.25	88 08 496.05
(c) Retail Banking	1 06 33 095.69	105 04 800.73	90 83 307.28	1 06 33 095.69	90 83 307.28	1 01 79 648.55
(d) Other Banking Operations	0.00	0.00	0.00	0.00	0.00	0.00
(e) Unallocated Corporate Liabilities	2 59 705.97	2 38 723.86	2 42 474.42	2 59 705.97	2 42 474.42	2 62 600.67
(f) Capital,Reserves and Surplus	23 92 767.00	23 60 398.97	19 35 810.87	23 92 767.00	19 35 810.87	19 71 546.17
Total	3 00 80 655.44	2 98 31 699.66	2 64 17 366.72	3 00 80 655.44	2 64 17 366.72	2 80 38 828.48
VI.Capital Employed						
(Segment Assets - Segment Liabilities)						
(a) Treasury Operations	11 70 045.45	12 48 540.64	6 27 992.07	11 70 045.45	6 27 992.07	8 58 753.93
(b) Corporate / Wholesale Banking	7 89 595.62	7 43 260.10	8 18 313.50	7 89 595.62	8 18 313.50	7 21 710.87
(c) Retail Banking	9 04 248.63	8 39 028.57	8 62 781.04	9 04 248.63	8 62 781.04	8 14 842.54
(d) Other Banking Operations	0.00	0.00	0.00	0.00	0.00	32 301.11
(e) Unallocated	- 4 71 122.70	- 4 70 430.34	- 3 73 275.74	- 4 71 122.70	- 3 73 275.74	- 4 56 062.28
Total	23 92 767.00	23 60 398.97	19 35 810.87	23 92 767.00	19 35 810.87	19 71 546.17
Part B - Geographic Segments						
I. Revenue						
a) Domestic Operations	6 39 924.80	5 93 097.17	5 13 725.22	18 04 842.78	15 22 031.56	20 64 630.49
b) Foreign Operations	10 521.33	11 616.53	13 249.28	33 801.27	31 442.53	42 719.19
Total	6 50 446.13	6 04 713.70	5 26 974.50	18 38 644.05	15 53 474.09	21 07 349.68
II. Assets						
a) Domestic Operations	2 89 01 832.59	289 34 567.64	254 11 033.60	2 89 01 832.59	2 54 11 033.60	2 69 78 746.19
b) Foreign Operations	11 78 822.85	8 97 132.02	10 06 333.12	11 78 822.85	10 06 333.12	10 60 082.29
Total	3 00 80 655.44	2 98 31 699.66	2 64 17 366.72	3 00 80 655.44	2 64 17 366.72	2 80 38 828.48

Notes : 1. Segment Revenue and expenses have been apportioned on the basis of Segment assets, wherever direct allocation is not possible.

2. Figures of the previous period have been regrouped wherever considered necessary to conform to current period classification.

Place : Chennai
Date : 24.01.2020

Shenoy Vishwanath V
Executive Director

M K Bhattacharya
Executive Director

Padmaja
Managing Director & CEO



Independent Auditor's Review Report on consolidated unaudited quarterly and year to date financial results of Indian Bank Pursuant to the Regulation 33 of the SEBI (Listing Obligations and Disclosure Requirements) Regulations, 2015

The Board of Directors
Indian Bank
Chennai

1. We have reviewed the accompanying Statement of Consolidated Unaudited Financial Results of Indian Bank and its subsidiaries (the Parent and its subsidiaries together referred to as "the Group") and its share of the net profit/(loss) after tax of its associates for the quarter ended 31st December 2019 and for the period from April 01, 2019 to December 31, 2019 ("the Statement"), being submitted by the Parent pursuant to the requirement of Regulation 33 of the SEBI (Listing Obligations and Disclosure Requirements) Regulations, 2015, as amended, except for the disclosures relating to consolidated Pillar 3 disclosure as at December 31, 2019, including leverage ratio and liquidity coverage ratio under Basel III Capital Regulations as have been disclosed on the Bank's website and in respect of which a link has been provided in the Statement and have not been reviewed by us. Attention is drawn to the fact that the consolidated figures for the corresponding period ended December 31, 2018 as reported in these financial results have been approved by the Parent's Board of Directors, but have not been subjected to review.
2. This Statement, which is the responsibility of the Parent's Management and approved by the Parent's Board of Directors, has been prepared in accordance with the recognition and measurement principles laid down in Accounting Standard 25 "Interim Financial Reporting" ("AS 25"), issued by Institute of Chartered Accountant of India, the relevant provisions of the Banking Regulation Act, 1949, the circulars, guidelines and directions issued by the Reserve Bank of India (RBI) from time to time ("RBI Guidelines") and other accounting principles generally accepted in India. Our responsibility is to express a conclusion on the Statement based on our Review.
3. We conducted our Review of the Statement in accordance with the Standard on Review Engagements (SRE) 2410 "Review of Interim Financial Information Performed by the Independent Auditor of the Entity", issued by the Institute of Chartered Accountants of India. A review of interim financial information consists of making inquiries, primarily of persons responsible for financial and accounting matters, and applying analytical and other review procedures. A review is substantially less in scope than an audit conducted in accordance with Standards on Auditing and consequently does not enable us to obtain assurance that we would become aware of all significant matters that might be identified in an audit. Accordingly, we do not express an audit opinion.

We also performed procedures in accordance with the circular issued by the SEBI under Regulation 33 (8) of the SEBI (Listing Obligations and Disclosure Requirements) Regulations, 2015, as amended, to the extent applicable.



4. The Statement includes the results of the following entities:

Subsidiaries:

1. Indbank Merchant Banking Services Ltd
2. Indbank Housing Ltd

Associates:

1. Tamilnadu Grama Bank
2. Saptagiri Grameena Bank
3. Pudukkottai Bharathiar Grama Bank

5. Based on our review conducted and procedures performed as stated in paragraph 3 above and based on the consideration of the review reports of the branch auditors and other auditors referred to in paragraph 6 below, nothing has come to our attention that causes us to believe that the accompanying Statement, prepared in accordance with the recognition and measurement principles laid down in the aforesaid Accounting Standard, RBI Guidelines and other accounting principles generally accepted in India, has not disclosed the information required to be disclosed in terms of Regulation 33 of the SEBI (Listing Obligations and Disclosure Requirements) Regulations, 2015, as amended, including the manner in which it is to be disclosed, except for the disclosures relating to consolidated Pillar 3 disclosure as at December 31, 2019, including leverage ratio and liquidity coverage ratio under Basel III Capital Regulations as have been disclosed on the Bank's website and in respect of which a link has been provided in the Statement and have not been reviewed by us, or that it contains any material misstatement.

6. We did not review the interim financial results of 569 branches included in the standalone unaudited interim financial results of the entities included in the Group, whose results reflect total revenues of Rs.1493.36 Crores and Rs.4760.81 Crores for the quarter ended 31st December 2019 and for the period from 1st April, 2019 to 31st December, 2019 respectively and total advances of Rs.67949.58 Crores as at December 31, 2019 as considered in the respective standalone unaudited interim financial results, of the entities included in the group. The interim financial results of these branches have been reviewed by the Concurrent Auditors / Inspection team of the Bank whose reports/ returns have been furnished to us, and our conclusion in so far as it relates to the amounts and disclosures included in respect of these branches, is based solely on those reports/ returns and the procedures performed by us as stated in paragraph 3 above.

7. The consolidated unaudited financial results include the interim financial results of 2300 branches included in the standalone unaudited financial results of the entities included in the Group, which have not been reviewed, whose results reflect total revenues of Rs.1609.23 Crores and Rs.3635.80 Crores for the quarter ended 31st December 2019 and for the period from 1st April, 2019 to 31st December, 2019 respectively and total advances of Rs.51230.83 Crores as at December 31, 2019 as considered in the respective standalone unaudited financial results of the entities included in the Group. According to the information and explanations given to us by the Management, these interim financial results are not material to the Group.



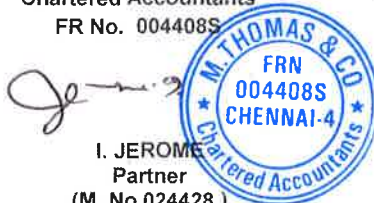
8. The consolidated unaudited financial results include the interim financial results of 2 subsidiaries, which have not been reviewed and whose interim financial results reflect total revenues of Rs.(0.67) Crore & Rs. 5.51 Crores for the quarter ended 31st December 2019 and for the period from 1st April, 2019 to 31st December, 2019 respectively and total Net Profit after Tax of Rs.0.81 Crore and Rs.1.88 Crores for the quarter ended 31st December 2019 and for the period from 1st April, 2019 to 31st December, 2019 respectively . According to the information and explanations given to us by the Management, these interim financial results are not material to the Group.
9. The consolidated unaudited financial results includes the Group's share of Net Profit after Tax of Rs.43.35 Crores and Rs.156.22 Crores for the quarter ended 31st December 2019 and for the period from 1st April, 2019 to 31st December, 2019 respectively as considered in the consolidated unaudited financial results in respect of 3 associates based on their interim financial results which have not been reviewed by their auditors. According to the information and explanations given to us by the Management, these interim financial results are not material to the Group.

For P S SUBRAMANIA IYER & CO
Chartered Accountants
FR No. 004104S



J. Raghuram
J. RAGHURAM
Partner
(M. No. 021929)
(UDIN:20021929AAAAAB7501)

For M THOMAS & CO
Chartered Accountants
FR No. 004408S



I. Jerome
I. JEROME
Partner
(M. No 024428)
(UDIN:20024428AAAAAC7031)

For K C MEHTA AND CO
Chartered Accountants
FR No. 106237W



Chirag Bakshi
CHIRAG BAKSHI
Partner
(M. No. 047164)
(UDIN:20047164AAAAAE8894)

For RAVI RAJAN & CO LLP
Chartered Accountants
FR No. 009073N / N500320



Jayanthi A
JAYANTHI. A
Partner
(M No. 231549)
(UDIN: 20231549AAAAAE6048)

For SRIRAMAMURTHY & CO
Chartered Accountants
FR No: 003032S



M. Poorna Chander Rao
M. POORNA CHANDER RAO
Partner
(M No.027113)
(UDIN: 20027113AAAAAF2855)

Place: Chennai
Date: 24.01.2020